




EpiMax 999WB



Concrete Protective Sealer

Description

EpiMax 999WB Concrete Protective Sealer is a hazmat free, two component water based clear epoxy coating system specially formulated to provide ease of application, fast hardening and excellent adhesion to concrete.

This system provides economical and functional concrete slab protection in parking facilities, warehouses, factories, plant rooms, offices and restaurants. The application process for prepared concrete surfaces is straightforward and, being odour-free, will not interfere with surrounding activities.

EpiMax 999WB is also used as a general purpose clear protection system for polished concrete floors. If unprotected, these floors are easily damaged by general contamination because even everyday chemical compounds can harm the floor structure. More aggressive chemicals cause faster damage. Once a polished concrete floor starts to deteriorate, it can lose lustre and primary function and then dusting and cleaning difficulties begin.

Concrete professionally protected with EpiMax 999WB demonstrate good materials handling equipment and automotive fluid stain resistance. Importantly, these slabs will not dust since the slab surface is tightly bound and secure.

These protected floors are non-porous, monolithic, chemically inert and hygienic. They are far easier to clean and maintain. They also present brighter, lighter facilities with lower illumination costs, since wet, unprotected concrete reduces available illumination.

EpiMax 999WB complies with sustainable construction standards. Volatile Organic Content (VOC) is an important measure of a coating system's environmental impact, and the system meets the requirements of IEQ.13.1, Green Star Office Interiors, Indoor Environment Quality.

This system is the proven maintenance-free solution for general slab protection and demonstrates excellent toughness. From a performance point of view, the excellent long term durability offered by a fully crosslinking system provides the facility owner with better value for money than any single pack, non-crosslinking concrete sealer.

EpiMax 999WB has also been specially formulated for application to structural particleboard performance flooring.

It combines functional protection and economy as an easy-to-apply, hazmat free, clear suitable for industrial and commercial applications.

Advantages

- Hazmat free/non flammable
- Fast installation - roller or spray
- Minimal tyre squeal
- Meets BCA CRF Fire standard
- Meets AS 4586 Slip Resistance standard
- Water based - odourless & food safe
- Self priming
- Good resistance to marking
- Anti-dusting formulation
- Fully cross-linking system - high surface integrity
- Environmentally friendly
- Good adhesion
- Meets GBCA Low VOC standard
- Good durability - maintenance free

Typical applications

All general retail, commercial & industrial flooring

- Parking facilities
- Retail service areas
- Garden
- Shopping malls
- Restaurants
- Correctional facilities
- Warehouses
- Self-storage units
- Plant rooms
- Factories

Standard version properties

- Shelf life: 12 months
- Work time: 4 hours at 25°C
- Rain fast: 3 hours at 25°C
- Full cure time: 5 days at 25°C
- Finish: Clear satin
- Reaction to fire, CRF: 12.1 kW/m²
- Volume solids content: 45%
- Mix ratio: 1 volume Activator: 2 volumes Base
- Tack free time: 60 - 90 minutes at 25°C (depends on air flow)
- Recoating window: 6 - 12 hours at 25°C (depends on air flow)
- Light traffic: 12 - 24 hours at 25°C (depends on air flow)
- Abrasion resistance: 95 mg/1000 cycles CS-17 wheels, 1 kg load
- Coverage/60 L Pack - 720 m²/coat @ 45 micron dft

Estimating data

3 ltr EpiMax 999WB Concrete Protective Sealer = 18 m² (2 coats)

60 ltr EpiMax 999WB Concrete Protective Sealer = 360 m² (2 coats)

600 ltr EpiMax 999WB Concrete Protective Sealer = 3600 m² (2 coats)

General surface preparation

Concrete should be at least 28 days old. Ensure sub-floor is clean, dry and free of additives, curing agents, oils, etc.

Prepare the sub-floor by professional diamond grinding to expose firmly adhered aggregate. Surface profile should exceed CSP 2. Allow surfaces to dry if wet. Always confirm preparation adequacy. Particleboard surfaces should be sanded to level sheet joints and fixing points.

General application comments

The hardening mechanism is two stage. Firstly the contained water evaporates and then the chemical hardening takes place. Good air flow will always assist the water evaporation stage. Work time may be difficult to visually determine, so always keep track of actual time.

Review the sub-floor area in advance so that a fixed volume of mixed material can be applied over a fixed area to ensure correct application rate. Select a slow speed (400 rpm) mechanical mixer and ensure thorough mixing. Add EpiMax 999WB Activator to EpiMax 999WB Base. Mix until uniform. To adjust the viscosity of the first coat, use up to 15% potable water as required. Note that this will reduce the final film build. Apply in an even coat over the prepared surface at 12 m² per litre. When clear and dry to touch, apply a second coat at 12 m² per litre.

EpiMax 999WB can be applied by short nap roller or airless spray.

Allow the coating to cure for 5 days prior to subjecting to full exposure. Wet edge time is effected by temperature and air flow. Higher temperatures and airflow will decrease wet edge times.

Discard unused material when the work time is exceeded (4 hours at 25°C). Work time may be difficult to visually determine, so always keep track of actual time. Always protect from rain for 24 hours after application. Avoid application when relative humidity is >80% and temperature is <12°C.

Parking garage concrete protection applications

Prepare the concrete surface as above to exceed CSP 2 profile.

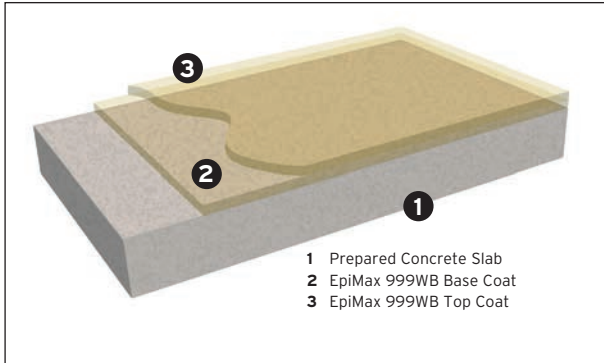
As required, redress surface defects to Parking Structure Slabs: Ff = 20, FI = 15 standards.

Allow surfaces to dry if wet. Always consider slip factor functional requirements and confirm preparation adequacy.

Apply EpiMax 999WB in two coats, each of 12m² per litre.

Line mark and wheel stop as required.

Clean regularly with power sweeper and scrubber drier.



General warehouse concrete protection applications

Prepare the concrete surface as above to exceed CSP 2 profile.


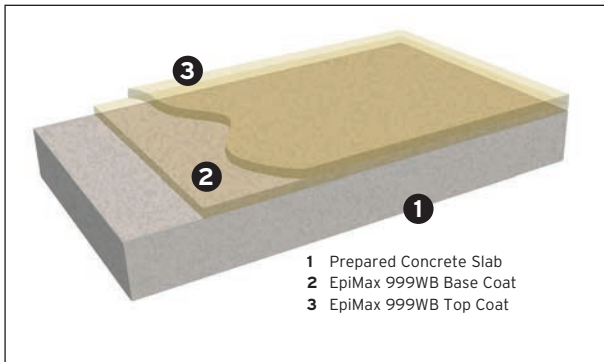
As required, redress surface defects to Warehouse Floor/Moderate or Heavy Traffic: Ff = 35, FI = 25 standards.

Allow surfaces to dry if wet. Always consider slip factor functional requirements and confirm preparation adequacy especially with dense slab finishes.

Apply EpiMax 999WB in two coats, each of 12m² per litre.


Rack and line mark as required.

Clean regularly with power sweeper and scrubber drier.



Polished concrete applications

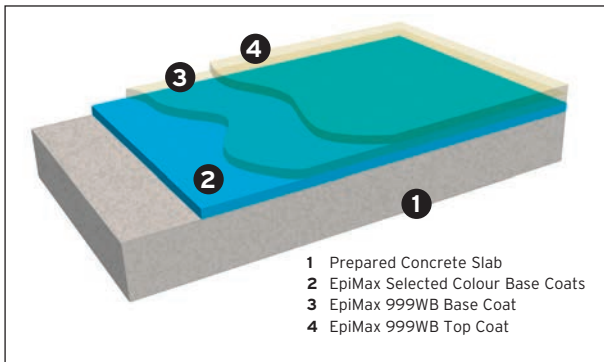
Diamond-segmented abrasives are used to grind concrete surfaces to the desired degree of grind and smoothness. Eventually, "grinding" gives way to "polishing". Gradual progression is made from coarser diamonds to finer diamonds. The result, after possible surface grouting, is a glossy, mirror-like finish that will require protection for enhanced durability. Allow surfaces to dry if wet. Always consider slip factor functional requirements and confirm preparation adequacy. Apply EpiMax 999WB in two coats, each of 12 m² per litre. Clean regularly with walk behind, step-on or ride-on sweeper/scrubber drier as required.



Over-coating applications

When over-coating previously applied EpiMax coatings, ensure the surfaces are clean, dry and free of any contamination and less than two days old.

Apply EpiMax 999WB in two coats, each of 12 m² per litre. Clean regularly with power sweeper and scrubber drier.

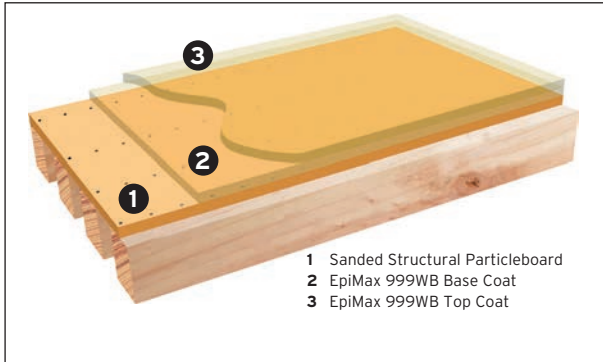


Structural particleboard flooring applications

Sand the particleboard surface to level sheet joints and fixing points. Even out irregularities and remove any loose weathered particles.

For general purpose sanding use 40-60 grit closed coat paper.

Apply EpiMax 999WB in two coats, each of 12 m² per litre.



Packaging

EpiMax 999WB is available in 3 litre, 60 litre and 600 litre packs (includes Activator, Base). It is pre-packed in correct proportions for use.

Safety precautions

Read **Material Safety Data Sheet** before commencing any application. Keep away from children. Avoid contact with skin and avoid breathing vapour. Always provide adequate personal protection (gloves & goggles etc) during use. Always provide adequate ventilation, especially in confined spaces. If poisoning occurs, call Doctor or Poisons Information Centre.

Phone 13 11 26. If swallowed, DO NOT induce vomiting. Give plenty of water or milk. If skin contact occurs, quickly remove contaminated clothing and wash affected areas thoroughly with soap and water.

TDG Code: Activator - Not Classified, Base - Not Classified





Environmentally sustainable




Resistance to abrasion and impact



Durable



High adhesion



Resistance to chemicals



EpiMax Systems Pty Limited

Brisbane • Sydney • Melbourne • Hobart • Perth
Australia ☎ 1300 721 522 info@epimax.com.au